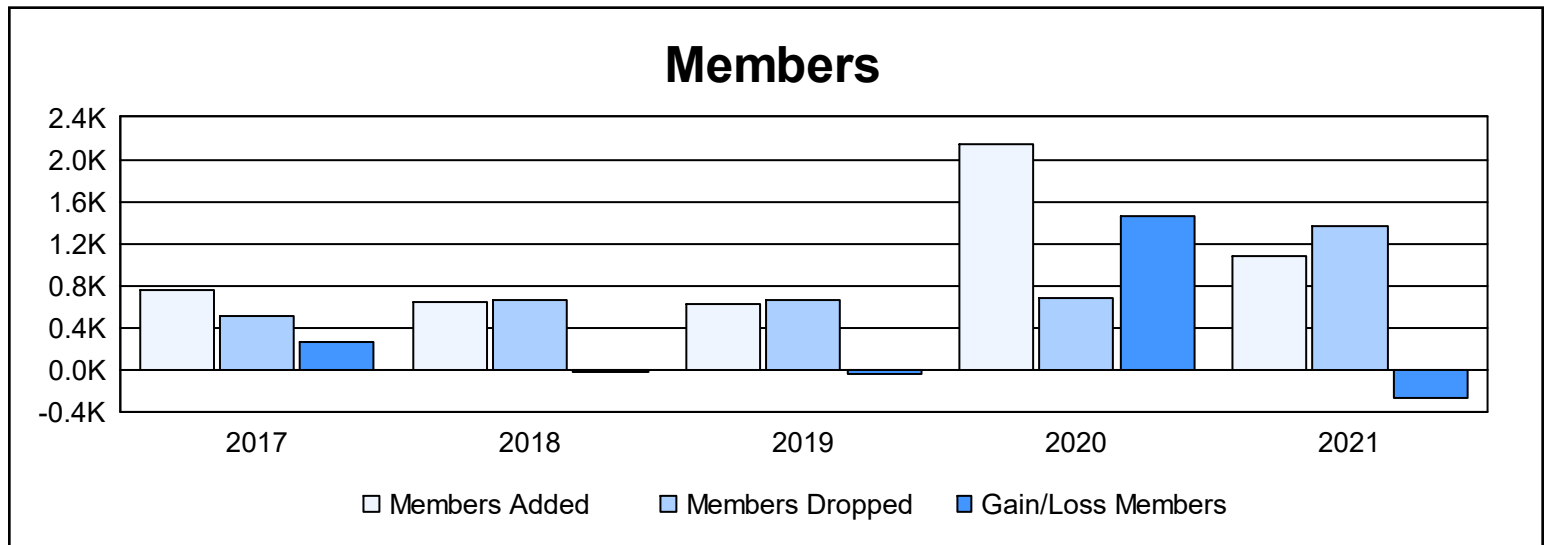
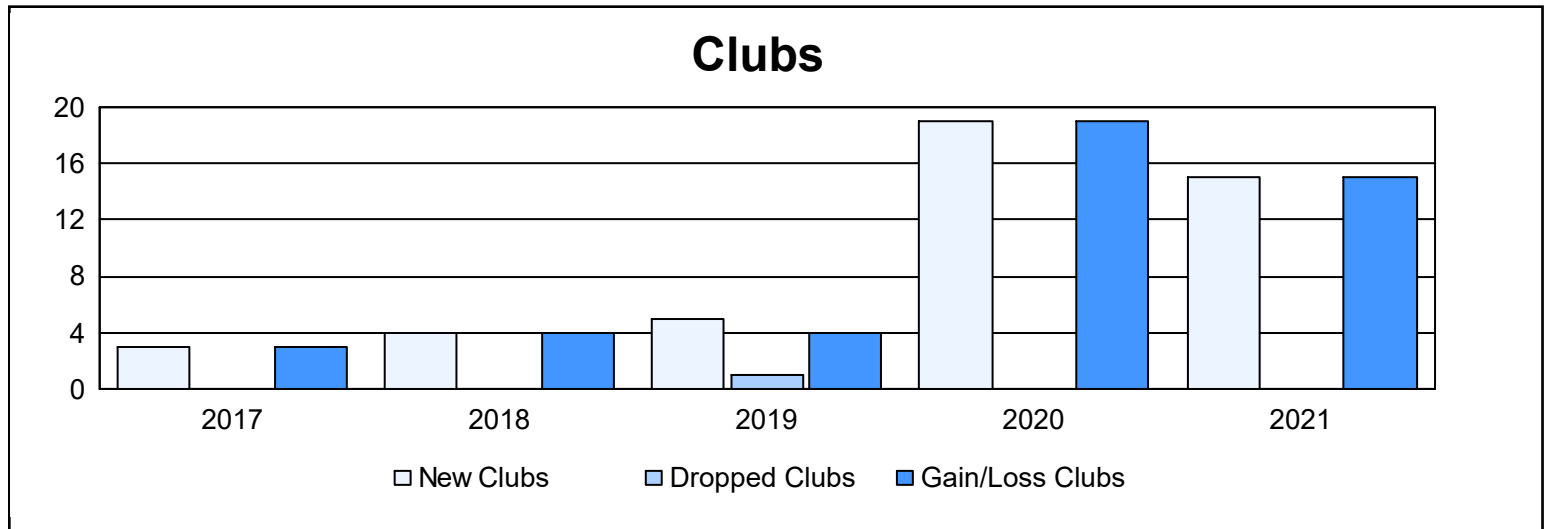
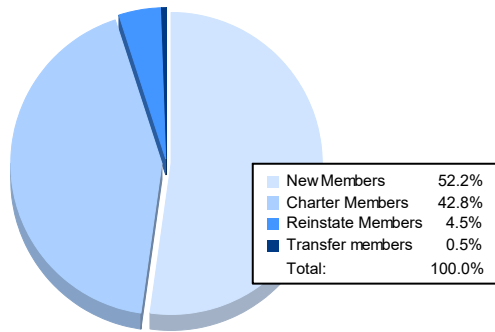


Year	New Clubs	Dropped Clubs	Gain/ Loss Clubs	New Members	Charter Members	Reinstate Members	Transfer Members	Total Member Added	Total Members Dropped	Gain/ Loss Members
2016-2017	3	0	3	584	122	51	8	765	512	253
2017-2018	4	0	4	404	143	88	9	644	663	-19
2018-2019	5	1	4	354	180	93	3	630	664	-34
2019-2020	19	0	19	1,535	516	79	14	2,144	676	1,468
2020-2021	15	0	15	565	464	49	5	1,083	1,356	-273
Average	9	0	9	688	285	72	8	1,053	774	279



Membership Composition June 2021 Cumulative



Gender Composition June 2021 Cumulative

